






Model Portfolios

Investment Objective	Range	Asset	Target Weighting	
<p>Fixed Income to provide an optimal and predictable stream of income with strong emphasis on preservation of capital through fixed income investments</p>	75-100% 0-20%	Fixed Income Equities	100% 0%	
<p>Income to provide a high level of income with an emphasis on preservation of capital plus limited exposure to growth type investments to provide the potential for capital gain</p>	60-100% 0-40%	Fixed Income Equities	80% 20%	
<p>Balanced Conservative to provide a substantial flow of income with some exposure to growth type investments to provide the potential for capital gain</p>	45-85% 15-55%	Fixed Income Equities	65% 35%	
<p>Balanced to provide a substantial flow of income with a moderate exposure to growth type investments to provide the potential for capital gain</p>	30-70% 30-70%	Fixed Income Equities	50% 50%	
<p>Balanced Growth to provide a moderate flow of income plus a substantial exposure to growth type investments to provide the potential for capital gain</p>	15-55% 45-85%	Fixed Income Equities	35% 65%	
<p>Growth to provide a limited flow of income plus a heavy exposure to growth type investments to provide the potential for capital gain</p>	0-40% 60-100%	Fixed Income Equities	20% 80%	
<p>Conservative Equity strong emphasis on growth and dividend paying investments to provide the potential for capital gain and income</p>	0-20% 75-100%	Fixed Income Equities	0% 100%	